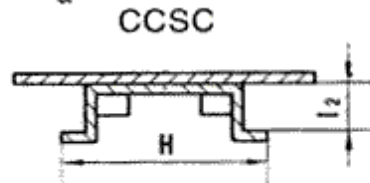
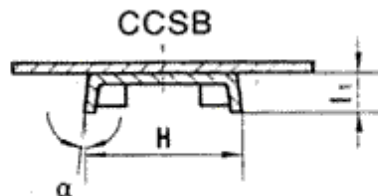
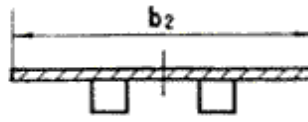
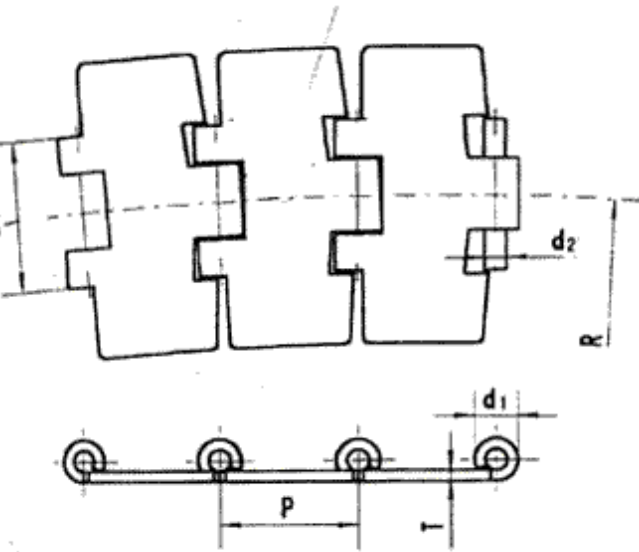




STEEL SIDFLEX TOP CHAIN



CCSA:

Sideflex chain without t

CCSB:

Sideflex chain bevelled guide shoe

CCSC:

Sideflex chain with hold down tab

Chain no	Pitch P mm	slat width b2 mm	Width over fixed curls b1 mm	Pin dia d: mm	Slat thickness T mm	Gearing curls dia d1(max) mm	Sideflex radius R(min) mm	Float-prevention tab details				Breaking load		Max working load		Weight per meter q kg/m																
								h mm	L1 mm	L2 mm	a	IC-18Ni9t (min) kni	ICr13 2Cr13 (min) kn	ICr18Ni9Ti (max) KN	ICr13 2Cr13 (max) kn																	
CC13SA	38.1	82.6	42	6.35	3.1	13.8	460				6.5"	7.20	5.60	2.6	2	2.25																
CC13SB			38.5					43	11							2.85																
CC13SC			38.5					56	16.2							3.08																
CC14SA	38.1	88.9	42	6.35	3.1	13.8	460				6.5					7.20	5.60	2.6	2	2.67												
CC14SB			38.5					43	11											3.0												
CC14SC			38.5					56	16.2											3.23												
CC16SA	38.1	101.6	42	6.35	3.1	13.8	460				6.5"									7.20	5.60	2.6	2	2.93								
CC16SB			38.5					43	11															3.26								
CC16SC			38.5					56	16.2															3.49								
CC18SA	38.1	114.3	42	6.35	3.1	13.8	460				6.5"													7.20	5.60	2.6	2	3.15				
CC18SB			38.5					43	11																			3.78				
CC18SC			38.5					56	16.2																			3.60				
CC24SA	38.1	152.4	42	6.35	3.1	13.8	460				6.5"																	7.20	5.60	2.6	2	3.96
CC24SB			38.5					43	11																							4.31
CC24SC			38.5					56	16.2																							4.54
CC30SA	38.1	190.5	42	6.35	3.1	13.8	460				6.5"	7.20	5.60	2.6	2																	4.70
CC30SB			38.5					43	11																							5.06
CC30SC			38.5					56	16.2																							5.29

11, VASTA HOUSE, GR. FLOOR, JANMABOOMI MARG,
FORT, MUMBAI-400001, INDIA.

TEL: 91-22-22844307/22871995/22872449

FAX: 91-22-22873597/22870770

E-mail: info@wiperdrive.com, WEB SITE: www.wiperdrive.com