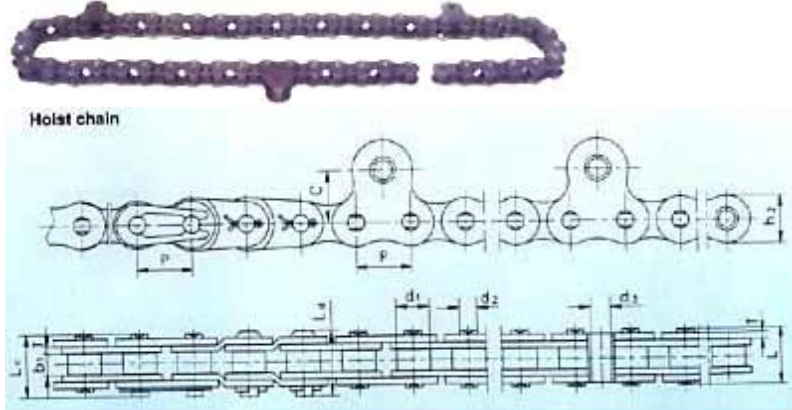
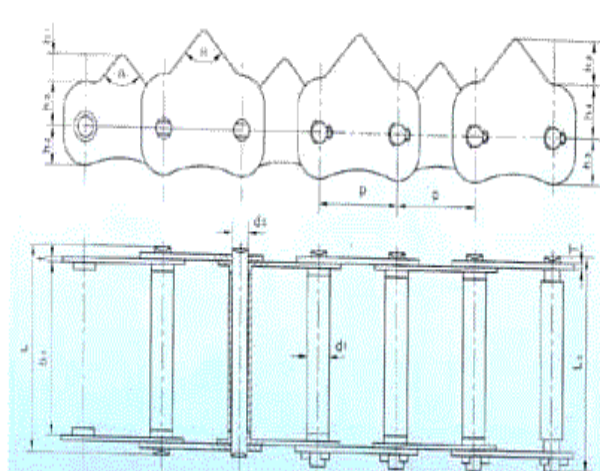


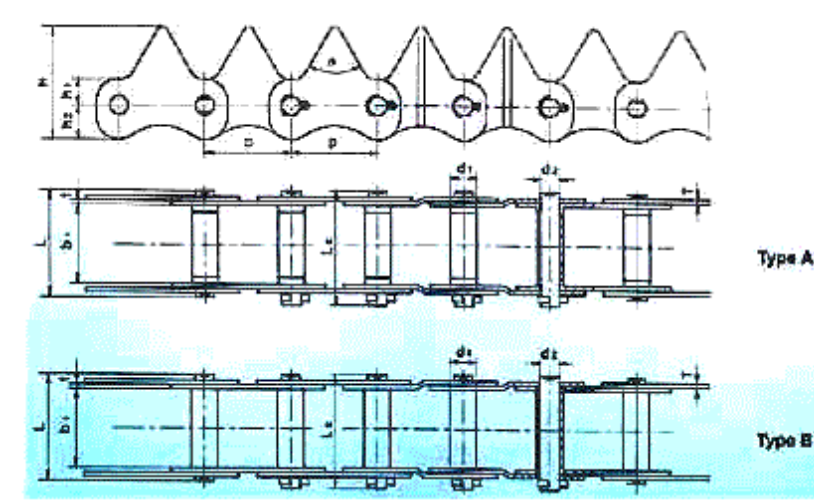
### RICE HARVEST CHAIN



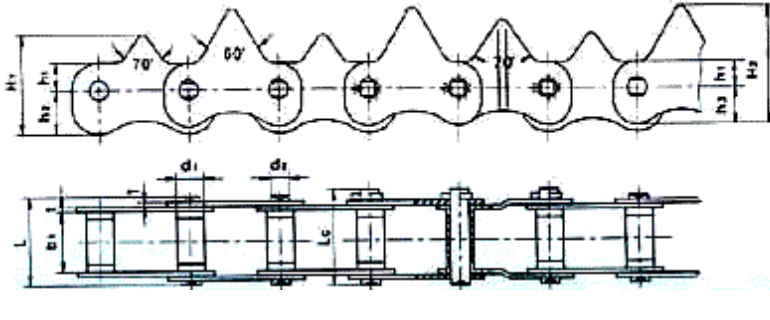
WIPER CHAIN NO.	PITCH	ROLLER DIAMETER	WIDTH BETWEEN INNER PLATES	PIN DIAMETER	PIN LENGTH			INNER PLATE DEPTH	PLATE THICKNESS	ATTACHMENT DIMENSIONS		ULTIMATE TENSILE STRENGTH	AVERAGE TENSILE STRENGTH
	P mm	D1 max mm	b1 min mm	d2 max mm	L max mm	Lc max mm	Lc max mm	h2 mm	T max mm	d3 nom mm	C mm	Q min kN	QO kN
415F1	12.7	7.77	4.90	3.64	11.0	12.1	12.95	9.5	1.1	4.02	12.0	6.86	8.1
415F4	12.7	7.77	4.68	3.62	11.8			9.6	1.3	4.02	12.0	10.30	12.1
415S	12.7	7.77	4.90	3.96	12.8	14.3	15.70	12.0	1.5	4.02	12.0	13.80	16.3
415SF <sup>1</sup>	12.7	7.77	4.80	3.96	13.0	14.5		10.4	1.5	4.50	12.0	13.93	16.3
415SF <sup>2</sup>	12.7	7.77	4.80	3.96	13.0	14.3		10.4	1.5	4.50	12.0	13.93	16.3
415SH <sup>3</sup>	12.7	7.77	4.80	3.96	12.8	14.3	15.70	12.0	1.5	4.02	12.0	15.69	16.3
415SF4	12.7	7.77	4.80	3.96	13.0	14.5	15.70	12.0	1.5	4.0	12.0	13.80	16.3
420JF <sup>1</sup>	12.7		6.25	3.96	14.7	16.1	18.50	12.0	1.5	4.00	12.0	16.00	18.8



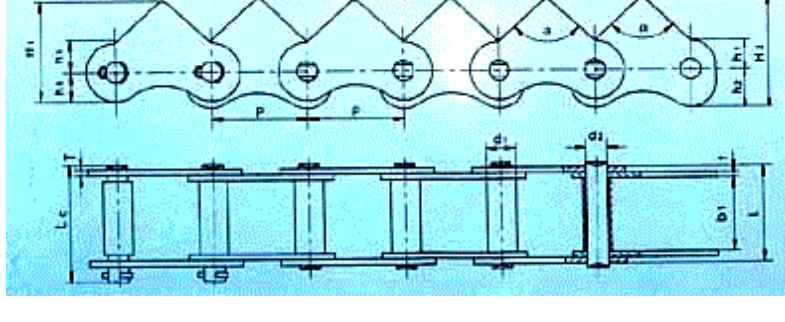
WIPER CHAIN NO.	PITCH	ROLLER DIAMETER	WIDTH BETWEEN INNER PLATES	PIN DIAMETER	PIN LENGTH		TOOTH ANGLE	PLATE DIMENSIONS				PLATE THICKNESS	ULTIMATE TENSILE STRENGTH	AVERAGE TENSILE STRENGTH
	P mm	d1 max mm	b1 min mm	d2 max mm	L max mm	Lc max mm	a o	h1 mm	h2 mm	h3 mm	h4 mm	t/T max mm	Q min kN	QO kN
3558T-48005	35	10.1	58	7.0	69.4	72.2	90	10	13	15	18	1.6/2.03	19.61	23.0



WIPER CHAIN NO.	PITCH	ROLLER DIAMETER	WIDTH BETWEEN INNER PLATES	PIN DIAMETER		TOOTH ANGLE	PLATE DIMENSIONS				PLATE THICKNESS	ULTIMATE TENSILE STRENGTH	AVERAGE TENSILE STRENGTH	TYPE FORM
				L max mm	Lc max mm		a O	h1 mm	h2 mm	H mm				
	P mm	d1 max mm	b1 min mm	L max mm	Lc max mm	a O	h1 mm	h2 mm	H mm	t/T max mm	Q min kN	QO kN		
3318.5-A0680106	33	10.1	18.5	29.0	31.0	70	10	13	38	1.60	19.60	22.5	B	
3325-4LB1.35	33	10.1	25.0	37.0	39.5	90	10	13	38	2.03	19.60	24.0	B	
3325-4LB1.45	33	10.1	25.0	35.6	37.6	70	10	13	38	1.70	19.60	22.5	B	
3325-3572	33	10.1	25.0	36.8	39.0	70	10	13	38	2.0/1.6	19.60	23.0	B	
3325-IE6410	33	10.1	25.0	36.8	39.0	90	10	13	38	2.0/1.6	19.60	23.0	B	
3325T-23150	33	10.1	25.0	35.5	37.7	60	10	13	43	1.60	19.60	22.5	A	
3325T-IE8559	33	10.1	25.0	35.5	37.7	90	10	13	38	1.60	19.60	22.5	A	
3325T-A0680110	33	10.1	25.0	35.5	37.7	70	10	13	38	1.60	19.60	22.5	A	
3330-4LBT.45	33	10.1	30.0	40.3	42.7	60	10	13	43	1.70	19.60	22.5	B	
3330T-27151	33	10.1	30.0	40.5	42.8	70	10	13	38	1.60	19.60	22.5	A	
3330T-28250	33	10.1	30.0	40.5	42.8	60	10	13	43	1.60	19.60	22.5	A	
3340-3572	33	10.1	40.0	51.8	54.0	70	10	13	38	2.0/1.6	19.60	23.0	B	
3340-IE8570	33	10.1	40.0	49.2	52.5	90	18	10	38	1.6/1.2	19.60	22.0	B	
3350-3555	33	10.1	50.0	60.2	62.5	70	18	10	43	1.60	19.60	22.5	B	
3358-IE8350	33	10.1	58.0	68.0	72.2	90	18	10	38	1.60	19.60	22.5	B	
3540-3572	35	10.1	40.0	50.2	52.5	70	18	10	43	1.60	19.60	22.5	B	
3540-3572	35	10.1	40.0	50.2	52.5	70	10	10	35	1.60	19.60	22.5	B	
3558-4LB1.35	35	13.2	58.0	70.0	72.3	90	15	18	47	2.03	22.54	27.1	B	



WIPER CHAIN NO.	PITCH	ROLLER DIAMETER	WIDTH BETWEEN INNER PLATES	PIN DIAMETER	PIN LENGTH		PLATE DIMENSIONS					PLATE THICKNESS	ULTIMATE TENSILE STRENGTH	AVERAGE TENSILE STRENGTH
	P mm	d1 max mm	b1 min mm	d2 max mm	L max mm	Lc max mm	h1 mm	h2 mm	H1 mm	h3 mm	H2 mm	t/T mm	Q min kN	QO kN
3322T-63203	33	10.1	22	7.0	33.0	35.7	10	16	36	13	43	1.6/2.0	19.6	23.0
3330T-66103	33	10.1	30	7.0	40.9	35.7	10	16	36	13	43	1.6/2.0	19.6	23.0



WIPER CHAIN NO.	PITCH	ROLLER DIAMETER	WIDTH BETWEEN INNER PLATE	PIN DIAMETER	PIN LENGTH		TOOTH LENGTH	PLATE DIMENSIONS				PLATE THICKNESS	ULTIMATE TENSILE STRENGTH	AVERAGE TENSILE STRENGTH
	P mm	d1 max mm	b1 min mm	d2 max mm	L max mm	Lc max mm	a O	h1 mm	H1 mm	h2 mm	H2 mm	t/T max mm	Q min kN	QO kN
3325-IE8350	33	10.1	25	7.0	34.2	37	70	10	35	13	38	1.6/1.2	19.6	22.0
3325-IE6110	33	10.1	25	7.0	34.2	37	90	10	35	13	38	1.6/1.2	19.6	22.0

11, VASTA HOUSE, GR. FLOOR, JANMABOOMI MARG,

FORT, MUMBAI - 400001, INDIA.

TEL: 91-22-22844307/22871995/22872449

FAX: 91-22-22873597/22870770

E-mail: [info@wiperdrive.com](mailto:info@wiperdrive.com), WEB SITE: [www.wiperdrive.com](http://www.wiperdrive.com)