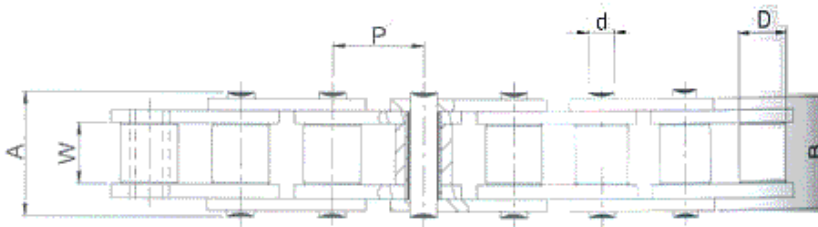
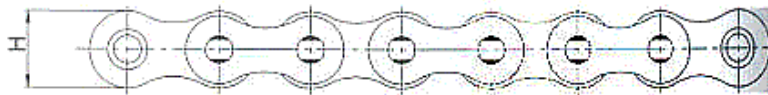





## PLASTIC SLEEVE CHAINS



CHAIN NO	PITCH (p)	WIDTH BETWEEN INNER PLATES (W)(min)	ROLLER DIA (D) (MAX) 8.51	PLATE WIDTH (H) (MAX)	BEARING PIN DIA (D)(MAX)	WIDTH OVER BEARING PIN (A) (MAX)	WIDTH OVER JOINTS FASTENERS (B)(MAX)	TRANSVERSE PITCH (P1)	PROJECTED BEARING AREA Sq. CM	AVG. WEIGHT PER METER (KG)	TENSILE STRENGTH KGF(MIN)
E08301ZPB01*	25.40	7.75	8.51	11.80	4.45	17.00	20.90	-	0.50	0.47	1400
D12Y01PB01	19.05	12.57	11.91	18.00	5.94	26.90	31.50	-	1.04	1.52	3180
D12Y02PB01	19.05	12.57	11.91	18.00	5.94	49.70	54.40	22.78	2.08	3.01	6360

11, VASTA HOUSE, GR. FLOOR, JANMABOOMI MARG,  
FORT, MUMBAI-400001, INDIA.

TEL: 91-22-22844307/22871995/22872449

FAX: 91-22-22873597/22870770

E-mail: [info@wiperdrive.com](mailto:info@wiperdrive.com), WEB SITE: [www.wiperdrive.com](http://www.wiperdrive.com)