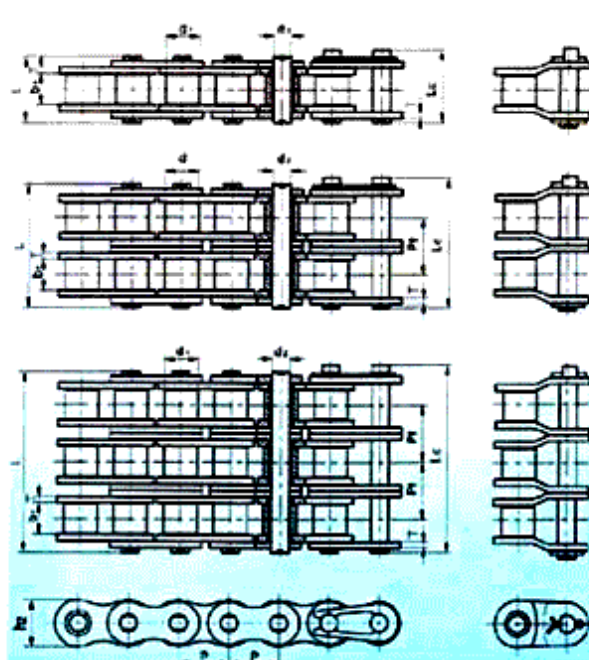
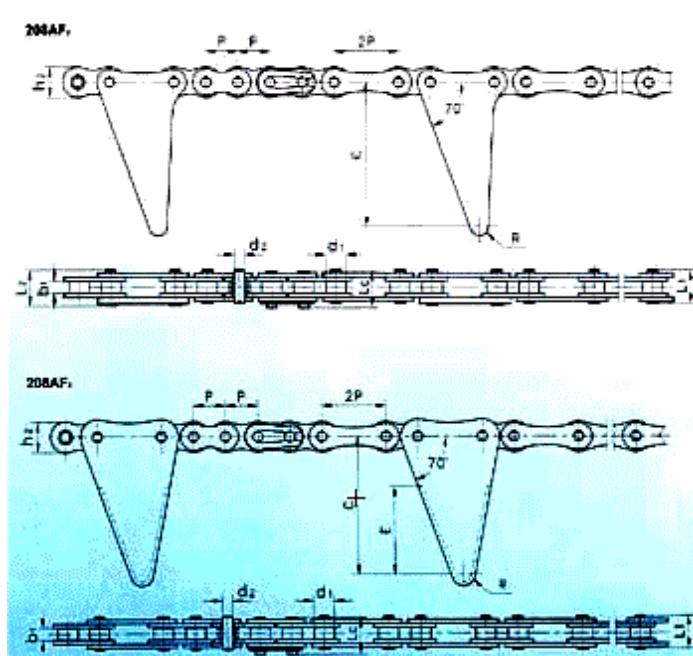




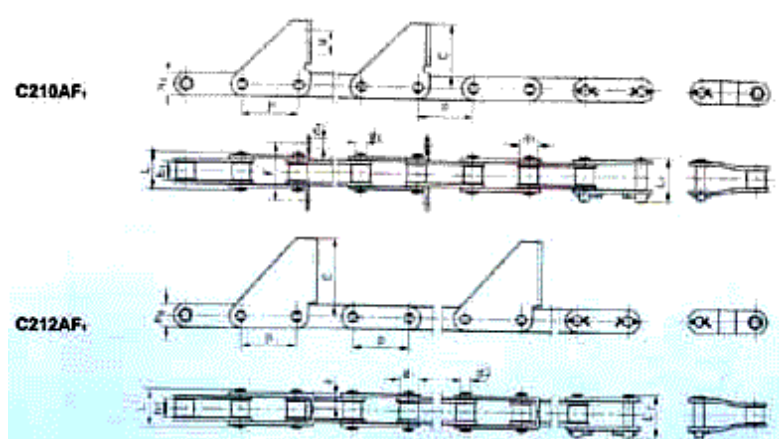
COMBINE CHAINS



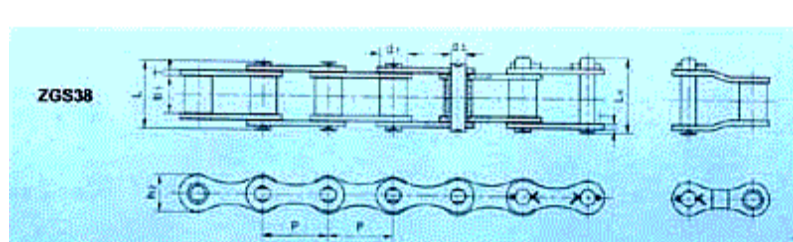
WIPER CHAIN NO.	PITCH	ROLLER DIAMETER	WIDTH BETWEEN INNER PLATES	PIN DIAMETER	PIN LENGTH		INNER PLATE DEPTH	PLATE THICKNESS	TRANSVERSE PITCH	ULTIMATE TENSILE STRENGTH	AVERAGE TENSILE STRENGTH	WEIGHT PER METER
					L max mm	Lc max m						
	P mm	d1 max mm	b1 min mm	d2 max mm	L max mm	Lc max m	h2 mm	T max mm	P1 mm	Q min kN	QO kN	q kg/m
0BB-1	12.700	8.51	7.75	4.45	16.7	18.2	11.80	1.60	13.92	18.0	19.4	0.69
08B-3	12.700	8.51	7.75	4.45	45.1	46.1	11.80	1.60		47.5	57.4	2.03
10A-1	15.875	10.16	9.40	5.08	20.7	22.2	15.09	2.03	18.11	22.2	29.4	1.02
10A-1	15.875	10.16	9.40	5.08	38.9	40.0	15.09	2.03		44.4	58.1	2.00
12A-2	19.050	11.91	12.57	5.94	25.9	27.7	18.00	2.42		31.8	41.5	1.50
16A-1	25.400	15.88	15.75	7.92	32.7	35.0	24.00	3.25		56.7	69.4	2.60
16AH-1	25.400	15.88	15.75	7.92	36.2	37.7	24.00	4.00		56.7	71.4	3.10



CHAIN NO.	PITCH	ROLLER DIAMETER	WIDTH BETWEEN INNER PLATES	PIN DIAMETER	PIN LENGTH			INNER PLATE DEPTH	ATTACHMENT DIMENSIONS			ULTIMATE TENSILE STRENGTH	AVERAGE TENSILE STRENGTH
					L1 max mm	L2 max mm	Lc max m		C mm	E mm	R mm		
	P mm	d1 max mm	b1 min mm	d2 max mm	L1 max mm	L2 max mm	Lc max m	h2 mm	C mm	E mm	R mm	Q min kn	QO kN
208AF2	12.7	7.95	4.80	3.96	13.1	14.7	14.5	12.0	56.5	40.5	3.5	13.8	16.0
208AF3	12.7	7.95	4.80	3.96	13.1		14.5	12.0	60.5		4.5	13.8	16.0



CHAIN NO.	PITCH	ROLLER DIAMETER	WIDTH BETWEEN INNER PLATES	PIN DIAMETER	PIN LENGTH		INNER PLATE DEPTH	ATTACHMENT DIMENSIONS				ULTIMATE TENSILE STRENGTH	AVERAGE TENSILE STRENGTH
					L1 max mm	L2 max mm		F mm	C mm	d4 mm	g mm		
	P mm	d1 max mm	b1 min mm	d2 max mm	L1 max mm	L2 max mm	h2 mm	F mm	C mm	d4 mm	g mm	Q min kn	QO kN
C210AF1	31.75	10.16	9.40	5.08	20.7	23.3	15.0	35.2	54.0	7.0	23.0	21.8	28.5
C212AF1	38.10	11.91	12.57	5.94	25.9	28.3	18.0	10.92	56.0			31.1	38.7



CHAIN NO.	PITCH	ROLLER DIAMETER	WIDTH BETWEEN INNER PLATES	PIN DIAMETER	PIN LENGTH		INNER PLATE THICKNESS	PLATE THICKNESS	ULTIMATE TENSILE STRENGTH	AVERAGE TENSILE STRENGTH	WEIGHT PER METER
					L1 max mm	L2 max mm					
	P mm	d1 max mm	b1 min mm	d2 max mm	L1 max mm	L2 max mm	h2 mm	T max mm	Q min kN	Q min kN	QO kN
ZGS38	38.0	16.0	22.00	9.0	39.0	43.0	21.5	3.0	40.0	55.3	2.00

11, VASTA HOUSE, GR. FLOOR, JANMABOOMI MARG,
FORT, MUMBAI - 400001, INDIA.

TEL: 91-22-22844307/22871995/22872449

FAX: 91-22-22873597/22870770

E-mail: info@wiperdrive.com, WEB SITE: www.wiperdrive.com